

# The Seller's Market Continues to Exceed Everyone's Wildest Expectations

In my Feb. 4th column, I wrote about our seller's market and included a graph similar to the one at right, except that it included all price ranges — and those two lines showing active and sold listings did not cross.

## REAL ESTATE TODAY



By **JIM SMITH, Realtor®**

The chart at right, however, is limited to the hottest part of our market — those homes listed and sold under \$300,000. Homes in this price range are going under contract the quickest. The median days on market this January was one-tenth what it was five years ago (7 days vs. 70). The median days on market last July was also one-tenth of what it was five years earlier (5 vs. 50). The median days on market this February was one-nineteenth what it was five years ago — just 4 days vs. 77 days.

What's fascinating to me is that, starting in February 2014, those two lines crossed — the number of sold listings under \$300,000 exceeded the number of active listings and has stayed higher ever since. You might wonder how can that be, and how long can that continue?

Look at the downward trend of active listings since January 2011 when they numbered just under 4,000. This January, the number of active listings dropped **over 97% from 2011** to just 105, and as I write this column on Mar. 15, there are only 50 active Jefferson County listings under \$300,000, but there have already been 97 closings under \$300,000 this month. And there are 337 listings in that price range that are currently under contract!

How can this be? The answer is that there have been 143 new listings under \$300,000 during those first 15 days of March, but during that same period, 111 of them went under contract — and one has already closed!

That's how those lines are able to cross — enough new listings are added each month and enough of them sell immediately that, combined with previous listings, the month can end with more sold listings than active listings.

How much longer can this go on? It's hard to say, but the typical listing under \$300,000 is attracting 20 offers, which means there are 19 buyers who lose out and must compete for the next listing that comes along. It will take a long, long time for those 19 buyers plus the ones who didn't even submit a contract to be satisfied. And the

situation is getting worse each month, not better.

It seems to me that, because of all those unsatisfied buyers and a steady decline in the number of new listings, the situation cannot improve anytime soon.

Brokers have been complaining for three or more years about reduced inventory, but the present situation was probably inconceivable to those same brokers (including me) three years ago. Looking at that chart, it's hard to imagine that the green and blue lines will continue their downward trend. They are already approaching zero!

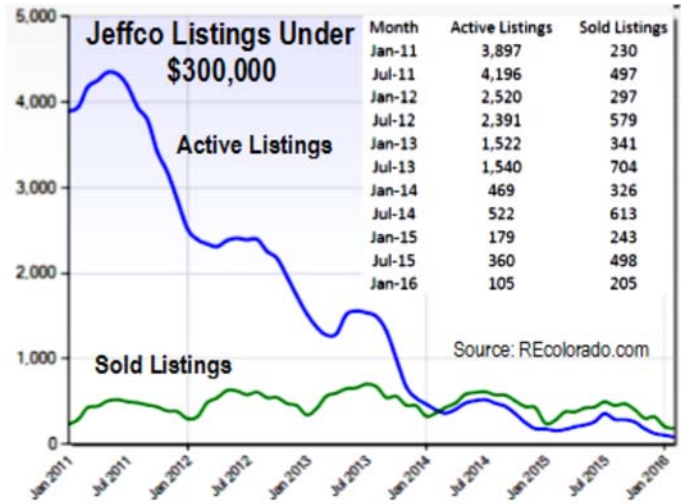
Although the seller's market is most extreme in the under-\$300,000 price range, it is still strong in the higher price ranges — when homes are priced right. Last week on this page, I featured two homes above that price range — for \$385,000 and \$415,000. The first one attracted 7 offers within three days and went under contract by Sunday for \$30,000 over listing price. The second listing attracted 11 offers and went under contract in the same time frame for almost \$40,000 over listing price.

Both sellers were grateful they had someone like myself to negotiate that flood of offers, keeping them all straight and making sure that each bidder did not feel ignored. I created an Excel spreadsheet of the offers for each home so the seller could compare not only the price but the other elements of each offer and so I myself could make good recommendations. It also allowed me to keep each buyer's agent informed about where they stood so

their client could, if necessary and desired, improve their offer. I was gratified that several of the agents whose buyers lost out complimented me for my professionalism in handling the multiple offers. None felt blindsided.

The experience reinforced a simple lesson which I have shared before — that when it's this easy to sell a home, the last thing you want to do is to try "for sale by owner." You really need a professional such as myself or one of our broker associates to manage the process. Either of my sellers would have been completely out of their depth trying to juggle that many offers and negotiate simultaneously with that many buyers and their agents.

If you missed my Feb. 18th column about how sellers and buyers can navigate these troubled waters, you can read it online at [www.JimSmithColumns.com](http://www.JimSmithColumns.com).




## Please honor us with your vote!

Voting is open in Colorado Community Media's annual "Best of the Best" program. We at Golden Real Estate would be honored if you took the time to visit Colorado Community Media's website and vote for Golden Real Estate as best Real Estate Company and myself (or one of our broker associates) as best Real Estate Agent for Golden, Arvada, Lakewood, Westminster, Littleton and Wheat Ridge. Use this shortcut: [www.VoteGRE.info](http://www.VoteGRE.info).

Voting ends on April 10th. You can vote more than once, but only once per day. Thanks for your support!





**LEAGUE OF WOMEN VOTERS®**  
OF JEFFERSON COUNTY, CO


### CLIMATE CHANGE - ADDRESSING THE CHALLENGES

Panel Discussion

FREE AND OPEN TO THE PUBLIC

**Tuesday, March 22<sup>nd</sup>, 2016**  
7pm to 9pm

**Shepherd of the Hills Presbyterian Church**  
11500 West 20<sup>th</sup> Ave, Lakewood 80215  
(20<sup>th</sup> Ave & Simms St)





All Agents Are Certified EcoBrokers®

**Jim Smith**

Broker/Owner

**Golden Real Estate, Inc.**

DIRECT: 303-525-1851

EMAIL: [Jim@GoldenRealEstate.com](mailto:Jim@GoldenRealEstate.com)

17695 South Golden Road, Golden 80401

WEBSITE: [www.GoldenRealEstate.com](http://www.GoldenRealEstate.com)



Like us on Facebook at

[www.Facebook.com/GoldenRealEstate1](http://www.Facebook.com/GoldenRealEstate1)

